

Hausaufgaben im Englisch

Kopiervorlage 4.2

Around the tree

Kopiervorlage 4.5

Word search

AB

Seite 73

Alle Wörter von Class vocabulary Unit 4 lernen und auf Englisch schreiben können

PB

Seite 30

Audios 58, 59 und 60 hören und mitlesen

meinklett.ch

Interaktive Übungen 4a, 4b, 4c

Exploring nature

fly (fliegen) is/are flying	hunt (jagen) is/are hunting	climb (klettern) is/are climbing
eat (essen/fressen) is/are eating	sleep (schlafen) is/are sleeping	play (spielen) is/are playing
crawl (krabbeln, kriechen) is/are crawling	hide (verstecken) is/are hiding	catch (fangen) is/are catching

Schreibe mindestens 10 Sätze zu den Tieren auf dem Bild. Verwende dazu auch die Verben aus der Tabelle.

Beispiele: The fox is hunting at night. Little bugs are crawling over the ground.
I can see a squirrel on a tree.

Verwende auch Satzanfänge wie There is ... There are ...

At the bottom on the right side I can see ...

on	auf
under	unter
next to	neben
between	zwischen
in	in, im

Vergiss nicht, die gelernten Farben anzuwenden.

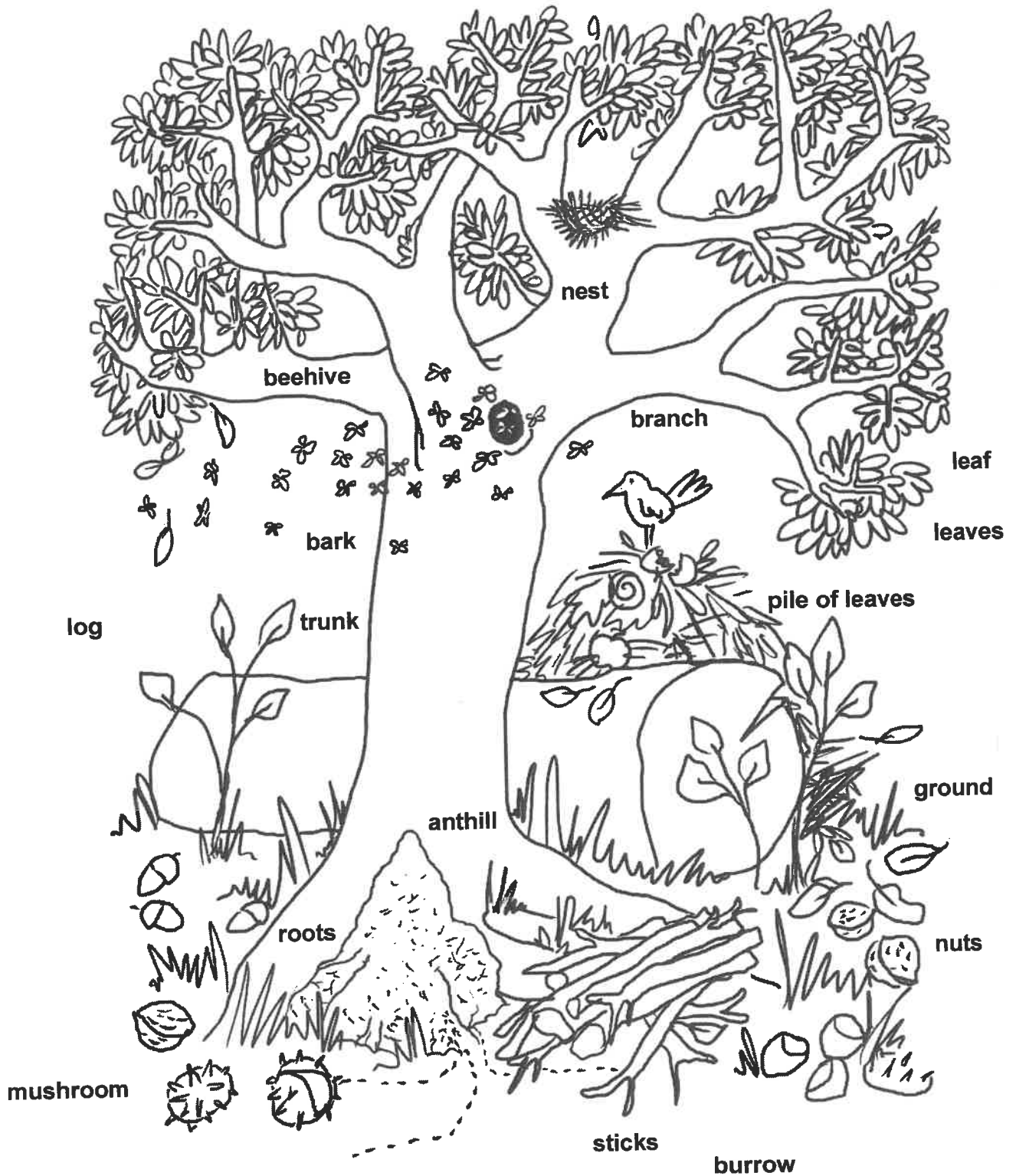
Kopiervorlage 4.6 Logical

Lerne ein Gedicht im PB Seite 30 auswendig → Schick mir eine Sprachnachricht oder ruf mich an! 😊



Around the tree

- 1 Match the things and the words with the same colour.
- 2 Draw the two things that are missing in the picture.





Word search

Find these 15 words and mark them with different colours:

nest

tree

leaf

sticks

beehive

trunk

leaves

log

anthill

roots

twig

bark

nuts

ground

branch

K	T	K	S	I	B	R	A	N	C	H	Q	S	F
E	W	P	N	E	S	T	C	N	U	T	S	H	L
X	I	G	T	U	J	H	L	O	G	X	Q	O	C
A	G	Q	T	L	C	O	S	X	V	A	X	O	R
N	O	X	R	L	L	R	C	N	S	M	T	T	O
T	G	J	U	K	E	H	H	B	T	Z	V	S	W
H	R	B	N	K	A	J	E	M	I	M	R	R	N
I	O	G	K	O	V	E	S	Y	C	N	O	Y	A
L	U	K	C	U	E	L	T	T	K	V	O	M	C
L	N	A	F	B	S	C	N	I	S	A	T	T	O
T	D	R	O	V	B	C	U	E	R	L	S	S	R
R	L	E	A	F	A	D	T	S	Y	N	C	T	N
E	K	M	M	F	R	C	O	M	P	O	S	T	I
E	C	P	E	Y	K	Z	B	E	E	H	I	V	E

★

Logical

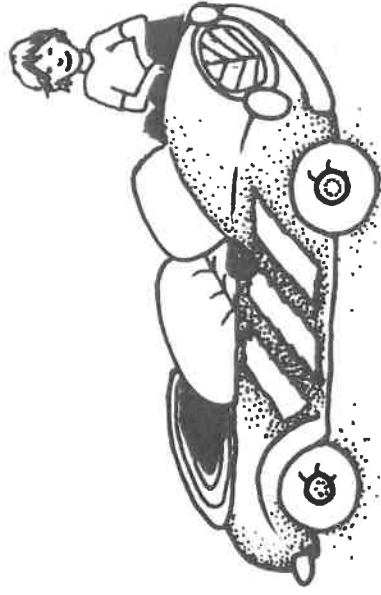
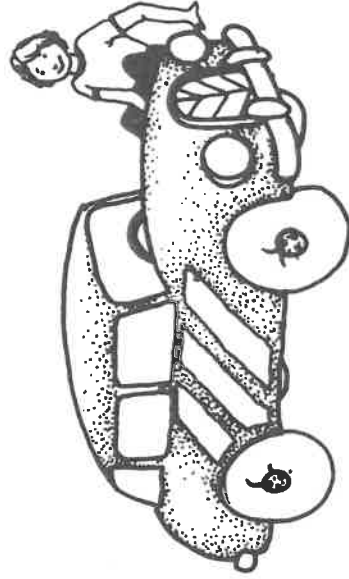
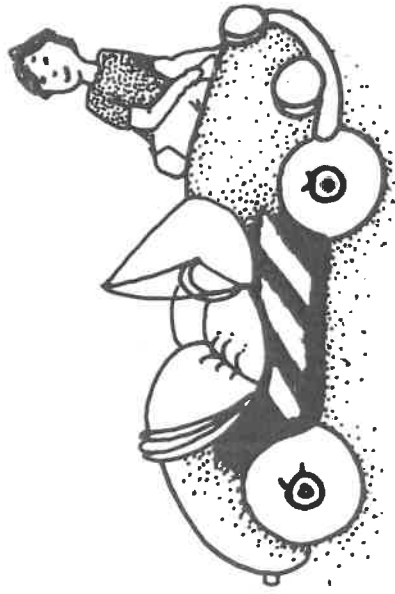
Read the texts and draw the missing things.



1. The pear tree on the left has got three branches.
2. The pear tree on the right has got one branch more than the pear tree on the left.
3. The pear tree in the middle has got five branches.
4. There is a girl sleeping under the pear tree with four branches.
5. There is a boy sitting under the pear tree on the left.
6. There is a boy sitting on a branch of the pear tree in the middle.
7. In the pear tree where the girl is sleeping, there is a blackbird.
8. An old owl is sitting on the pear tree with three branches.
9. A squirrel is sitting on the pear tree with five branches.

Read and find out:

Whose car has got brown wheels?

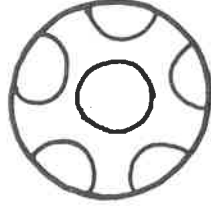
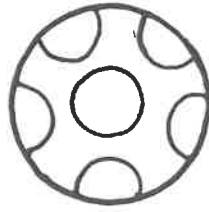


the child's name

- 1) Sam's car is yellow.
- 2) The car with the grey wheels belongs to Tom. (Räder)
- 3) The first car is orange.
- 4) The car with the blue stripes has got black wheels.
- 5) The black car has got yellow stripes.
- 6) The yellow car is between the orange car and the black car.
- 7) Paul's car has got black stripes.

Three children are in the garden with their balls.

Read and find out: Who has got a yellow ball?



the child's name

- 1) Kelly's ball is blue.
- 2) The first ball is green.
- 3) The yellow ball has got pink spots.
- 4) The yellow ball is next to the green ball.
- 5) Ben's ball has got yellow spots.
- 6) The ball with the red spots is not Susan's ball.

Who is twelve years old?

Three children are sitting on the sofa.

Read and find out: Who is twelve years old?



the child's name

age

.....

.....

- 1) The boy with brown hair has got brown eyes.
- 2) The first child has got fair hair. (*blond*)
- 3) The child next to Robert has got fair hair.
- 4) Mike has got red hair.
- 5) Grace is ten years old.
- 6) The child with blue eyes is ten years old.
- 7) The boy with green eyes is nine years old.